

Useful information for people giving lenacapavir injection (LEN) for HIV prevention

What is PrEP? LEN is given to prevent HIV	How often is LEN given? Every 26 weeks that means Every 6 months that means Only 2 times a year	How is LEN given? How is LEN started? Day 1 – Clinic appointment Day 2 – At home, the next day Subcutaneous injections Subcutaneous injections	
		Follow-up injections Clinic appointment Subcutaneous injections	Follow-up injections are due at 26 weeks and must be within 28 weeks . If the injections are late, treat them as if they are starting again.

Before the injections

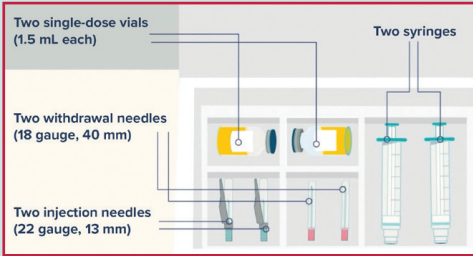
Arrange an HIV test

Explain:


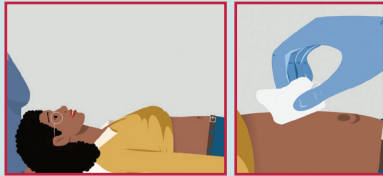
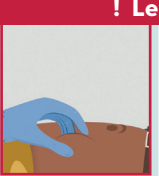
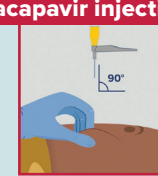
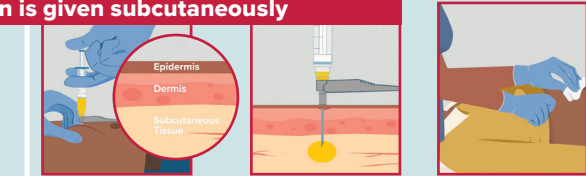
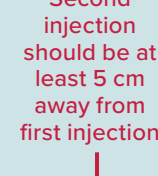
- 2 injections into the subcutaneous tissue, this might be into the abdomen or into an alternative site as per local label
- 2 tablets during the clinic visit
- 2 more tablets at home, the next day

Check:

- Name on kit
- Previous injection date
- Other drugs the patient is taking
- Nothing is missing, damaged or expired
- Vials contain yellow-to-brown solution with no particles. **Do not use if solution is discoloured or contains particles**



Preparing and giving the injections

- 1 Prepare, assemble, and fill syringes**
 Remove lid, clean it and put in a sterile area Attach pink needle to syringe Use syringe to inject 1.5 ml of air into vial. Withdraw all contents from vial into syringe Replace pink needle with grey needle Expel air bubbles from syringe and prime to 1.5 ml

- 2 Choose injection site**
 Explain where you will inject and ask patient to lay down Clean area with alcohol wipe

- 3 Prepare skin**
 Gently pinch skin

- 4 Find the right angle**
 Fully insert needle at 45–90 degrees. **90 degrees is best**

- 5 Inject slow and steady**
 Insert needle fully into skin Inject slow and steady. **The solution is viscous so you will have to press firmly** Apply sterile gauze and bandage if needed

- 6 Second injection**
 Repeat steps 2–5 for second injection **Second injection should be at least 5 cm away from first injection**


! Lenacapavir injection is given subcutaneously

Tablets

2 tablets during the clinic visit **2 tablets at home, the next day**



Advice after the injections

Side effects As with any injection, it is common for some people to have side effects Itchy Warm Bruised Painful An ice pack and pain relief may help	Reporting of side effects If the person receiving the injection gets any side effects, they should talk to the doctor, pharmacist or nurse. This includes any possible side effects not listed in the package leaflet. By reporting side effects, they can help provide more information on the safety of this medicine. If the person receiving the injection reports any side effects to you, please contact safety_FC@gilead.com and report as per your national guidelines.	Follow up injections Follow-up injections are due at 26 weeks and must be within 28 weeks . It is very important that they are not late.
--	---	--